

FOLD-DOWN WORKBENCH

CONVENIENT WORKING SPACE

Minecorp's Heavy Duty Fold-Down Workbench is the perfect Toolbox or Canopy Accessory. Ideal for placing your equipment on whilst working on site, or as a makeshift desk to place a laptop.

The workbench conveniently folds up into the Service Box or Canopy using dual gas struts. The nylon hinges ensure a smooth operation every time with superior durability.

PRODUCT NUMBER

- **M79000231/S** : Suits Canopy Builds
- **M79000306/S**: Suits 2500 Series Service Box

FEATURES

- Heavy duty steel mounting frame – powder coated
- Durable stainless steel work surface
- Fold up function for stowage inside service body/toolbox
- Durable nylon hinge mechanism
- Dual gas struts

AVAILABLE IN 2 VERSIONS

- Canopy Version (standard)
- 2500 Series Service Box version



DRIVING VALUE & COMPLIANCE THROUGH QUALITY MODIFICATIONS

AUS: 1300 922 881
minecorp.com.au

INT: +61 7 3723 1000
Member of RMA Group

E: sales@minecorp.com.au
© Minecorp Australia 2015

 **MINECORP**
YOUR FLEET FIT-OUT SPECIALISTS

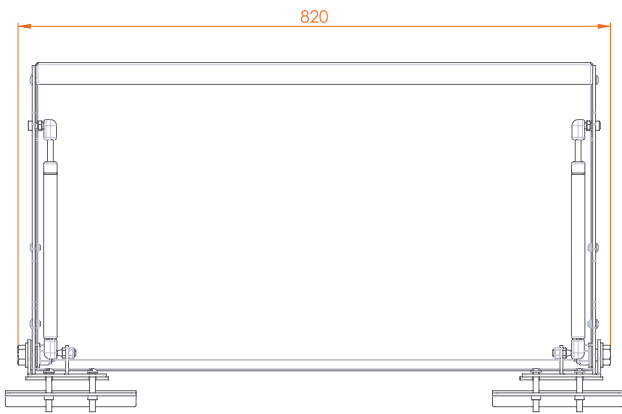
FOLD-DOWN WORKBENCH

DIMENSIONS

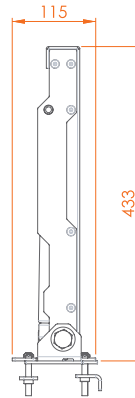
- M79000231/S: SUITS CANOPY BUILDS



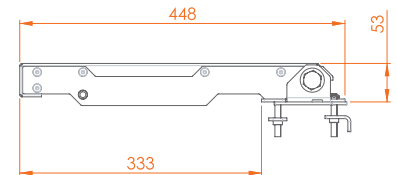
TOP VIEW



FRONT VIEW



SIDE VIEW




SIDE VIEW (FOLD DOWN)

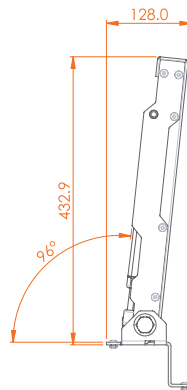
- M79000306/S: SUITS 2500 SERIES SERVICE BOX



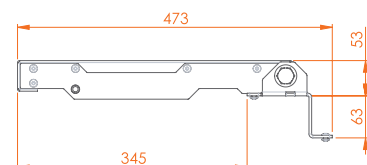
TOP VIEW



FRONT VIEW



SIDE VIEW



SIDE VIEW (FOLD DOWN)

DRIVING VALUE & COMPLIANCE THROUGH QUALITY MODIFICATIONS

AUS: 1300 922 881
minecorp.com.au

INT: +61 7 3723 1000
Member of RMA Group

E: sales@minecorp.com.au
© Minecorp Australia 2015